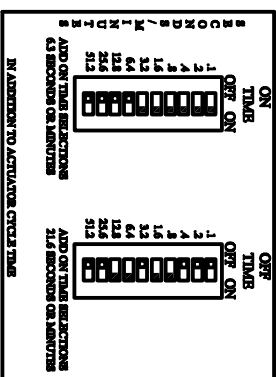
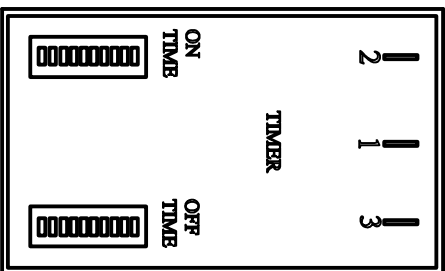
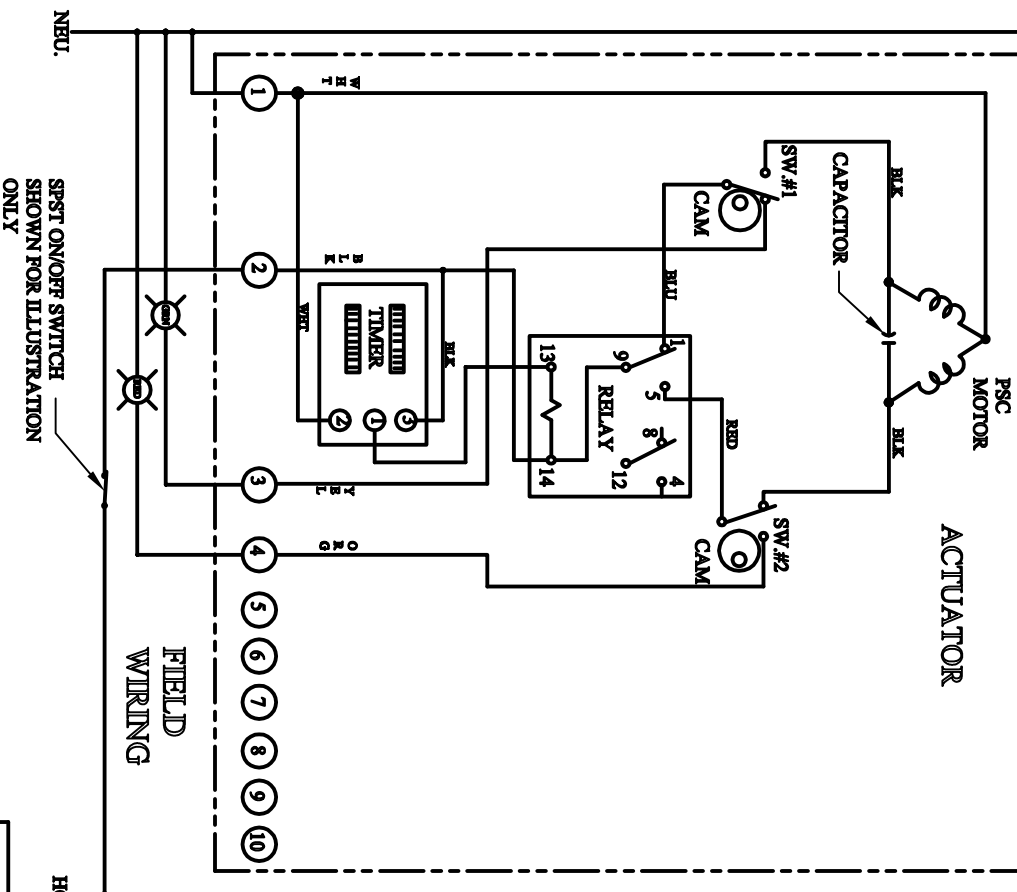


115 VAC POWER SUPPLY

ACTUATOR SHOWN IN THE OPEN POSITION



AVAILABLE SPEED OPTIONS:

MODEL TIMING

CTBA12 ON 0.1 TO 102.3 SEC., OFF 0.1 TO 102.3 MIN.

CTBA13 ON 0.1 TO 102.3 SEC., OFF 1 TO 1023 MIN.

CTBA22 ON 0.1 TO 102.3 MIN., OFF 0.1 TO 102.3 MIN.

CTBA23 ON 0.1 TO 102.3 MIN., OFF 1 TO 1023 MIN.

CTBA33 ON 1 TO 1023 MIN., OFF 1 TO 1023 MIN.

CTBA44 ON 0.25 TO 255.75 HRS., OFF 0.25 TO 255.75 HRS.

OPERATION:

CONNECTION:
SUPPLY POWER TO T1 & T2
T3 & T4 SUPPLIED FOR LIGHT INDICATION.

WHEN SPST SWITCH IS CLOSED THE ACTUATOR IS ACTIVATED AND WILL OPEN AND CLOSE AS SET USING THE DIP SWITCHES ON THE TIMER. THE CYCLE WILL REPEAT UNTIL POWER IS DISCONNECTED.

26-01278			
NO	DESCRIPTION	DATE	BY

WIRING DIAGRAM

WITH TIMER

115VAC ER ACT. 2-POS.
RICHARDS INDUSTRIES
CINCINNATI, OHIO
U.S.A.
• VALVE GROUP •

REF.	SCALE	-	DATE
	DR. BY	DW	09/08/05
	CHK. BY		

26-01278

SIZE	MARK
USED	ON